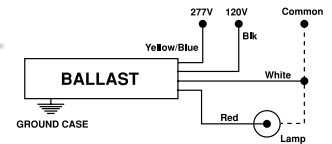
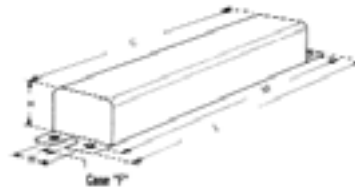


HID Ballasts

Lamp Type	Lamp Watts	ANSI Code	Input Volts	Catalog Number	Input Power (Watts)	Max. Input Current (Amps)	Nom. Open Circuit Voltage	Fuse Rating (Amps)	Wiring Diagram	Dimensions			Total Weight (lbs)
										Fig.	A	B	
F-Can Ballasts (60Hz, -20°F Starting Temperature, Type I Outdoor UL & CSA)													
	150W	M102	120	ASB150M102BL*	180	3.65	240	10	F-Can	F2	-	-	13.0
	175/150W	M57/M107 or H39	120/277	72C5581NP-001	205	2.0/0.9	300	5/3	F-Can	F1	-	-	12.0
	175W Pulse-Start	M137 or M152	120/277	72C5582NP-001	205	2.2/0.9	300	5/3	F-Can	F2	-	-	15.5
	250W	M58 or H37	120/277	72C5782NP-001	290	2.6/1.1	300	8/4	F-Can	F3	-	-	16.0
	250W Pulse-Start	M138 or M153	120/277	72C5783NP-001	290	2.8/1.2	300	8/3	F-Can	F3	-	-	18.0
	320W Pulse-Start	M132 or M154	120/277	72C5882NP-001	370	3.4/1.5	270	8/3	F-Can	F4	-	-	21.0
	350W Pulse-Start	M131	120/277	72C5983P-001	410	3.9/1.7	310	10/4	F-Can	F4	-	-	24.0
	400W	M59 or H33	120/277	72C6082NP-001	460	3.9/1.7	310	10/5	F-Can	F4	-	-	22.5
	400W Pulse-Start	M135 or M155	120/277	72C6082NP-WC*	460	3.9/1.7	310	10/5	F-Can	F4	-	-	22.5
	400W Pulse-Start	M135 or M155	120/277	72C6182NP-001	465	4.1/1.8	310	10/4	F-Can	F4	-	-	24.0
*ASB150M102BL & 72C6082NP-WC are UL Type 2 Outdoor rated in white can.													
Core & Coil Ballast Kits (60Hz, -20°F Starting Temperature, UL & CSA)													
	175W/150W	M57/M107 or H39	120/208/240/277	71A5570-001D	210	1.8/1.1/0.9/0.8	305	5/3/3/2	A	1	2.5	3.7	6.8
	175W Pulse-Start	M137 or M152	120/208/240/277	71A5593-001D	208	1.8/1.1/0.9/0.8	275	5/3/3/2	M	1	2.3	3.4	7.0
	250W	M58 or H37	120/208/240/277	71A5770-001D	295	2.5/1.4/1.3/1.1	300	8/5/5/3	A	2	1.5	3.0	9.0
	250W Pulse-Start	M138 or M153	120/208/240/277	71A5792-001D	292	2.5/1.4/1.3/1.1	270	8/5/5/3	M	2	1.5	3.2	9.5
	320W Pulse-Start	M132 or M154	120/208/240/277	71A5892-001D	368	3.3/1.9/1.7/1.4	270	8/6/5/3	M	2	1.8	3.7	11.0
	350W Pulse-Start	M131	120/208/240/277	71A5993-001D	400	3.4/2.0/1.7/1.5	270	10/7/5/5	M	2	1.8	3.7	11.0
	400W	M59 or H33	120/208/240/277	71A6071-001D	458	4.0/2.3/2.0/1.7	300	10/7/5/5	A	2	2.2	4.0	11.5
	(2) 400W	M59 or H33	120/277	71A6382-001D	890	8.2/3.6	335	20/10	E	8a	4.0	5.8	28.0
	400W Pulse-Start	M135 or M155	120/208/240/277	71A6092-001D	452	3.8/2.2/1.9/1.7	265	10/7/5/5	M	2	1.8	3.7	11.0
	1000W	M47 or H36	120/208/240/277	71A6572-001	1080	9.0/5.2/4.5/3.9	430	20/15/10/10	A	8	2.6	4.5	21.0
	250W	S50	120/208/240/277	71A8271-001D	295	2.5/1.5/1.3/1.1	185	7/4/4/3	M	2	1.8	3.5	11.0
	400W	S51	120/208/240/277	71A8473-001D	464	3.8/2.2/1.9/1.7	190	10/8/5/5	M	2	2.3	4.0	13.5
	1000W	S52	120/208/240/277	71A8773-001	1100	9.5/5.5/4.8/4.2	435	25/15/10/10	M	8a	3.8	5.8	28.0

Designator	Dimensions (inches)			
	Length (L)	Width (W)	Height (H)	Mounting (M)
F1	11.75	3.19	2.63	11.13
F2	14.30	3.19	2.63	13.75
F3	16.70	3.19	2.63	16.13
F4	19.20	3.19	2.69	18.63



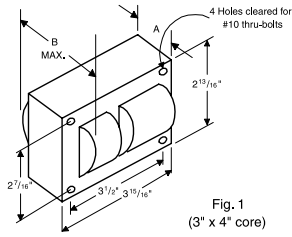


Fig. 1
(3" x 4" core)

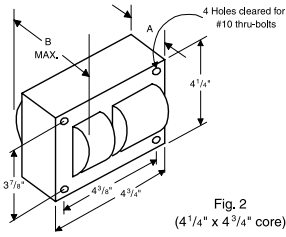


Fig. 2
(4 1/4" x 4 3/4" core)

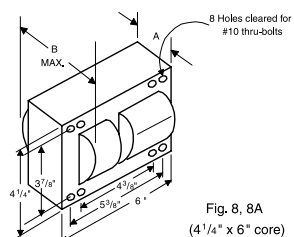


Fig. 8, 8A
(4 1/4" x 6" core)

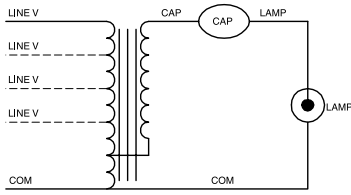


Fig. A

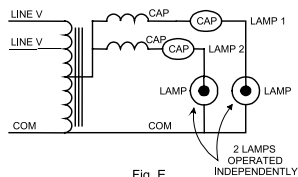


Fig. E
2 LAMPS OPERATED INDEPENDENTLY

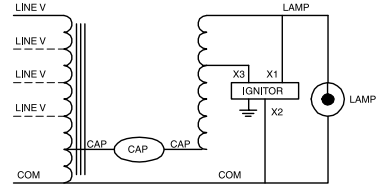


Fig. M



Specifications subject to change without notice.
Printed in U.S.A. © 2003 Advance Transformer Co.
Form No. SP-7000-R01



O'HARE INTERNATIONAL CENTER
10275 WEST HIGGINS ROAD
ROSEMONT, ILLINOIS 60018
TELEPHONE: (800) 322-2086 FAX: (888) 423-1882
CUSTOMER SUPPORT/TECHNICAL SERVICE: (800) 372-3331
www.advancetransformer.com