

**ELECTRONIC FLUORESCENT****PRODUCT  
OVERVIEW :**

Advance's Centium® T5 ballast features Advance's exclusive IntelliVolt® multiple-voltage technology, enabling its operation at any input voltage from 120 to 277 volts at 50/60 Hz. This feature, incorporated in a ballast that can operate (1) or (2) T5 lamps, minimizes SKU's required in inventory, resulting in significant cost savings.

A versatile product that features an enclosure that is only 1" high, these low profile, lightweight ballasts provide fixture manufacturers increased flexibility in new generation fixture design. Color-coded, poke-in connectors ensure wiring accuracy and minimize ballast installation time.

The Centium T5 ballast ensures optimum lamp life in frequent switching applications. Utilizing programmed start lamp ignition circuitry, the ballast is ideally suited for frequent lamp on/off cycle associated with occupancy sensors or motion detectors.

# Centium®

for (1) or (2) 35W, 28W, 21W and 14W T5 Lamps



*Programmed Start Ballast with IntelliVolt®*

**DESIGN HIGHLIGHTS:**

- IntelliVolt® technology (120-277V, 50/60Hz)
  - Ensures shipment of correct voltage ballast or fixture for each application
  - Reduces SKU's required in inventory
- Programmed Start lamp ignition
  - Provides extended lamp life in frequent switching applications
- 0°F starting capability
  - Suitable for cold temperature applications
- <10% THD (>0.99 PF)
  - Meets most demanding power quality requirements
  - Perfect for applications where harmonics are a concern
- Low profile housing
  - Only 1" high ballast provides flexibility in fixture designs
- Auto-restrike capability
  - Eliminates the need to reset power mains after failed lamps are replaced
- Lamp EOL protection circuit
  - Safely removes power from the lamp at end-of-life
- Multi-lamp capability with consistent ballast factor
  - Operates (1) or (2) lamps at full light output
- UL Type CC rated
  - Anti-arcing circuitry
- 20ft. remote mounting/tandem wiring capability
  - Provides maximum application flexibility
- Color-coded, poke-in connectors
  - Ensures wiring accuracy
  - Minimizes fixture assembly and ballast installation time

**APPLICATIONS:**

- **General Lighting**
- **Meeting Rooms**
- **Executive Offices**
- **Board Rooms**
- **Conference Rooms**

### Section I - Physical Characteristics

- 1.1 The electronic ballast shall be physically interchangeable with standard electromagnetic and standard electronic ballasts.
- 1.2 The electronic ballast shall have a maximum height of 1.18 in. and maximum weight of 1.8 lbs.
- 1.3 The electronic ballast shall be furnished with integral leads, color-coded to ANSI C82.11.

### Section II - Performance Requirements

- 2.1 Ballast shall be Programmed Start.
- 2.2 Ballast shall contain auto restart circuitry in order to restart lamps without resetting power.
- 2.3 Ballast shall operate from 50/60 Hz input source of 120 through 277V with sustained variations of +/- 10% (voltage and frequency with no damage to the ballast).
- 2.4 Ballast shall be high frequency electronic type and operate at a frequency above 40 kHz to minimize interference with infrared control systems and eliminate visible flicker.
- 2.5 Ballast shall have a Power Factor greater than 0.98 for primary lamp.
- 2.6 Ballast shall have a minimum ballast factor 1.00 for primary lamp.
- 2.7 Ballast shall provide for a Lamp Current Crest Factor of 1.7 or less in accordance with lamp manufacturer recommendations.
- 2.8 Ballast input current shall have Total Harmonic Distortion (THD) of less than 10% when operated at nominal line voltage with primary lamp.
- 2.9 Ballast shall have a Class A sound rating.
- 2.10 Ballast shall have a minimum starting temperature of -18°C (0°F) for primary lamp.
- 2.11 Ballast shall provide Lamp EOL Protection Circuit.

- 2.12 Ballast shall tolerate sustained open circuit and short circuit output conditions without damage.
- 2.13 Ballast shall have a hi-low switching option when operating (4) F54T5/HO lamps to allow switching from 4-2 lamps, 3-2 lamps, or 3-1 lamp.

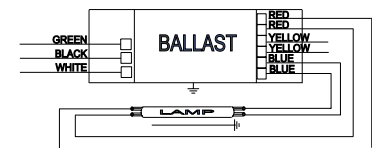
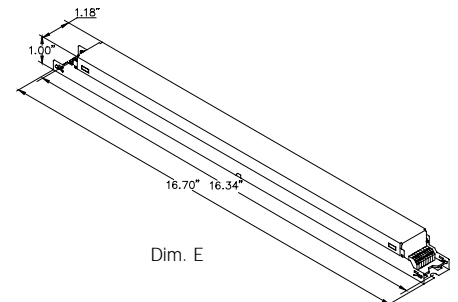
### Section III - Regulatory Requirements

- 3.1 Ballast shall not contain any Polychlorinated Biphenyl (PCB).
- 3.2 Ballast shall be Underwriters Laboratories (UL) listed, Class P, and Type 1 Outdoor; and Canadian Standards Association (CSA) certified, where applicable.
- 3.3 Ballast shall comply with ANSI C62.41 Category A for Transient protection.
- 3.4 Ballast shall comply with ANSI C82.11, where applicable.
- 3.5 Ballast shall comply with the requirements of the Federal Communications Commission (FCC) rules and regulations, Title 47 CFR part 18, Non-Consumer (Class A) for EMI/RFI (conducted and radiated).

### Section IV - Other

- 4.1 The electronic ballast shall be produced in a factory certified to ISO 9002 Quality System Standards.
- 4.2 The electronic ballast shall carry a five-year warranty from the date of manufacture against defects in material or workmanship, including replacement for operation at a maximum case temperature of 70°C. Ballasts with a 90°C designation in their catalog number shall also carry a three-year warranty at a maximum case temperature of 90°C.
- 4.3 The manufacturer shall have a fifteen-year history of producing electronic ballasts for the North American market.

Lamp Data		Min. Start Temp. (F/C)	Input Volts	Catalog Number	Certifications	Line Current (Amps)	Input Power ANSI (Watts)	Ballast Factor	Max. THD %	Power Factor %	Dim.	Wiring Diagram
No.	Watts											
<b>F35T5</b>												
1	35	0/-18	120	ICN-2S28	UL SP	0.34	41	1.01	10	0.98	E	1
			230			0.18						
			277			0.15						
2	35	0/-18	120	ICN-2S28	UL SP	0.67	80	1.00	10	0.99	E	2
			230			0.34						
			277			0.28						
<b>F28T5</b>												
1	28	0/-18	120	ICN-2S28	UL SP	0.28	33	1.04	10	0.98	E	1
			230			0.15						
			277			0.12						
2	28	0/-18	120	ICN-2S28	UL SP	0.55	64	1.03	10	0.99	E	2
			230			0.27						
			277			0.23						
<b>F21T5</b>												
1	21	0/-18	120	ICN-2S28	UL SP	0.21	26	1.03	15	0.99	E	1
			230			0.12				0.96		
			277			0.10				0.95		
2	21	0/-18	120	ICN-2S28	UL SP	0.40	48	1.02	10	0.98	E	2
			230			0.21						
			277			0.17						
<b>F14T5</b>												
1	14	0/-18	120	ICN-2S28	UL SP	0.16	26	1.07	15	0.98	E	1
			230			0.09				0.94		
			277			0.07				0.90		
2	14	0/-18	120	ICN-2S28	UL SP	0.29	48	1.06	10	0.98	E	2
			230			0.15						
			277			0.13						



For 1 lamp operation, do not use yellow leads

Fig 1

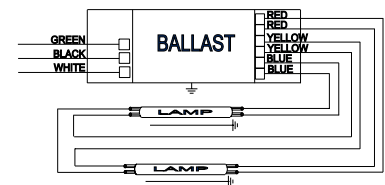


Fig 2